










CURRICULUM INFORMATION FOR PARENTS




Key Stage/CLASS/NC Year: KS3: S1 (Year 7/8) Miss Blezard & Miss Clarke

TERM: AUTUMN TERM 2024

		AUTUMN 1 Incredible Me!	AUTUMN 2 Emergency Superheroes!
Topic		<p>Unit Award: THE LOCAL COMMUNITY</p> <p>We will learn how to:</p> <ul style="list-style-type: none"> • Explore and name some people, places and physical features in our local area (Hall Park, Torrisholme, Bare, Princess Crescent, Happy Mount Park). • Follow a map in a local area with support • Engage in role-play based on local services, for example, post office, library, café. 	<p>Crime & Punishment</p> <p>We will compare crime and punishment from the past to our present day. We will be paying a visit to The Lancaster Police Museum located in Lancaster Castle to gain a first-hand insight into what policing was like in the past.</p> <p>We will also have the opportunity to meet a local police officer and ask him questions about his important job.</p>
Science		<p>Animals and the human body</p> <p>This half term, we will be learning about animals, including humans</p> <p>(nutrition, skeletal/muscular system) so that students can gain a better understanding of their own bodies and how they work, as well as how to best take care of their bodies. We will also be exploring the 5 senses through fun and practical activities.</p>	<p>Sound</p> <p>During Autumn 2, students will explore how sound is created and how it travels. We will do interactive experiments with musical instruments, string telephones as well as experimenting with their own voices and the different sounds they can create.</p>

<p>ICT</p>		<p>Word processing</p> <p>Following the Incredible Me! theme, students will create a biography page about themselves, including their hobbies, favourite foods, favourite animals, family, strengths etc. These will be created on word, and students will learn how to:</p> <ul style="list-style-type: none"> • Open a new document <ul style="list-style-type: none"> • Save work • Type (including what the different keys do) <ul style="list-style-type: none"> • Change fonts • Add a picture 	<p>Video creation</p> <p>Students will learn how to make videos and basic editing skills. During the half term, they will create their own mini documentary about themselves and their life at school.</p>
<p>English</p>		<p>Our key text will be 'Incredible Me!'. We will plan and create a presentation to explain all the amazing things we are good at. Then we will use our speaking and listening skills to present them to a small audience. We will also be learning to recognise and spell our first and second names as well as our home address.</p>	<p>Our key text will be 'Life Savers: Spend a day with 12 real-life emergency service heroes'. We will use role-play to create an informative video to teach people about our emergency services and what they do to help people. We will also learn how to write captions and sentences for real-life emergency situations.</p>
<p>Maths</p>		<p>Place Value:</p> <p>Counting</p> <p>Number recognition</p> <p>Writing numbers</p> <p>Ordering numbers</p> <p>Position and Direction:</p> <p>Position vocabulary</p> <p>Direction vocabulary</p> <p>Turning (half turn, full turn, quarter turn)</p>	<p>Addition:</p> <p>We will be learning how to add numbers together using concrete materials. We will also learn written methods to help us record our calculations.</p> <p>Length:</p> <p>We will explore standard and nonstandard units of measure to compare interesting objects in our school grounds.</p>

<p>Life skills</p>		<p>Unit Award: VISITING A CAFE WITH SUPPORT</p> <p>We will learn how to:</p> <ul style="list-style-type: none"> • Queue appropriately to be served with staff support • Order a chosen drink clearly and politely • Offer payment and wait for change if necessary • Behave in an appropriate manner whilst drinking & eating 	<p>Unit Award: MAKING AN EMERGENCY PHONE CALL</p> <p>We will learn how to:</p> <ul style="list-style-type: none"> • Recognise a situation that requires an emergency service • Locate the nearest telephone suitable for making an emergency phone call • Dial the emergency number • Respond to the operator by giving the necessary information, e.g. which type of emergency service is required, name, phone number,
<p>Speech and communication</p>		<p>Every Monday, we will present our weekend news to our peers. We will listen to their presentations then ask them suitable questions based on what we have heard. We will also play a range of speaking & listening games and memory games on a daily basis.</p>	
<p>Music</p>		<p><u>Incredible Me!</u></p> <p>Pupils will use music to explore and express who they are as individuals.</p> <p>Each week pupils will develop their listening and appraising skills alongside their musical vocabulary, to help them express their musical preferences in relation to the Music of the Week.</p>	
<p>PSHE</p>		<p>Self-Awareness</p> <p>We will be focusing on 'Playing and Working Together'. We will learn to recognise qualities that help us to play and work as a team e.g. good listening skills, turn-taking, being fair, celebrating other people's successes etc. We will practise these skills through a range of fun games and team building challenges.</p>	<p>Self-Care, Support & Safety</p> <p>We will be focusing on 'Public and Private'. We will learn to identify places/times/situations that are public or private. We will also recognise how we have personal belongings and how it is our responsibility to look after these. We will learn appropriate ways to give and not give permission when asked to lend our personal items.</p>

RE		<p style="text-align: center;"><u>Islam</u> Theme: Beliefs & practices Key Question: What is the best way for a Muslim to show commitment to God?</p> <p>This term we are learning about Islam and how Muslims can show commitment to God. We will explore this by looking at what commitment means to them and how pupils show commitment in their own lives. We will also be learning about the 5 pillars of Islam, and exploring the religion through music, art, and food.</p>	<p style="text-align: center;"><u>Christianity</u> Theme: Christmas Key Question: Do Christmas celebrations and traditions help Christians understand who Jesus was and why He was born?</p> <p>Students will explore how Christians celebrate Christmas, and how this has changed over time, as well as what has stayed the same. We will discuss how these traditions link to Jesus and the nativity story. We will learn about the nativity story through role play.</p>
Art/DT		<p style="text-align: center;">Colour & Pattern</p> <p>We will explore colour and pattern using lots of different media e.g. pastels, paint, carving etc. Finally, we will design and create our very own tie dye t-shirt to express 'Incredible Me'.</p>	<p style="text-align: center;">Textiles, Templates & Joining Techniques</p> <p>This will be all things CHRISTMAS! We will use a range of textiles and templates to create some festive arts & crafts to sell at our coffee morning.</p>
Food tech		<p style="text-align: center;">Unit Award: Sensory Introduction to Making Soup</p> <p style="text-align: center;">We will learn how to:</p> <ul style="list-style-type: none"> • Tolerate hand washing, Summary sheet • Handle, taste and smell at least two different food items that may go into a soup • Observe the before and after effects of making a soup • Engage with functional skills relating to food technology, e.g. putting items into a bowl, using cutlery, using a peeler. 	<p style="text-align: center;">Unit Award: Making & Decorating a Christmas Cake with Support</p> <p style="text-align: center;">We will learn how to:</p> <ul style="list-style-type: none"> • Weigh the ingredients for the cake mixture • Mix ingredients for the cake • Put the cake into the oven with support • Cover the cake with ready-made marzipan and icing • Decorate the cake with Christmas cake decorations

If you require any further information regarding the curriculum, please do not hesitate to contact your class teacher vis Seesaw/Email.